
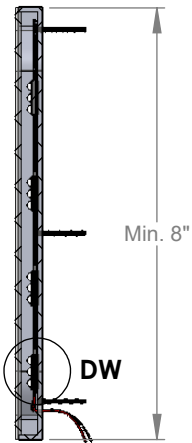


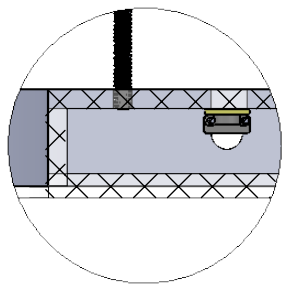
PRODUCT CONSTRUCTION EXAMPLE



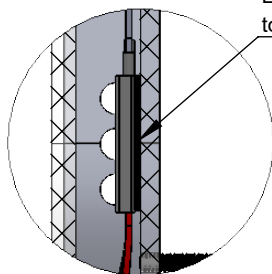
FRONT VIEW II SCALE 1 : 8



SECTION VIEW A-A SCALE 1:8

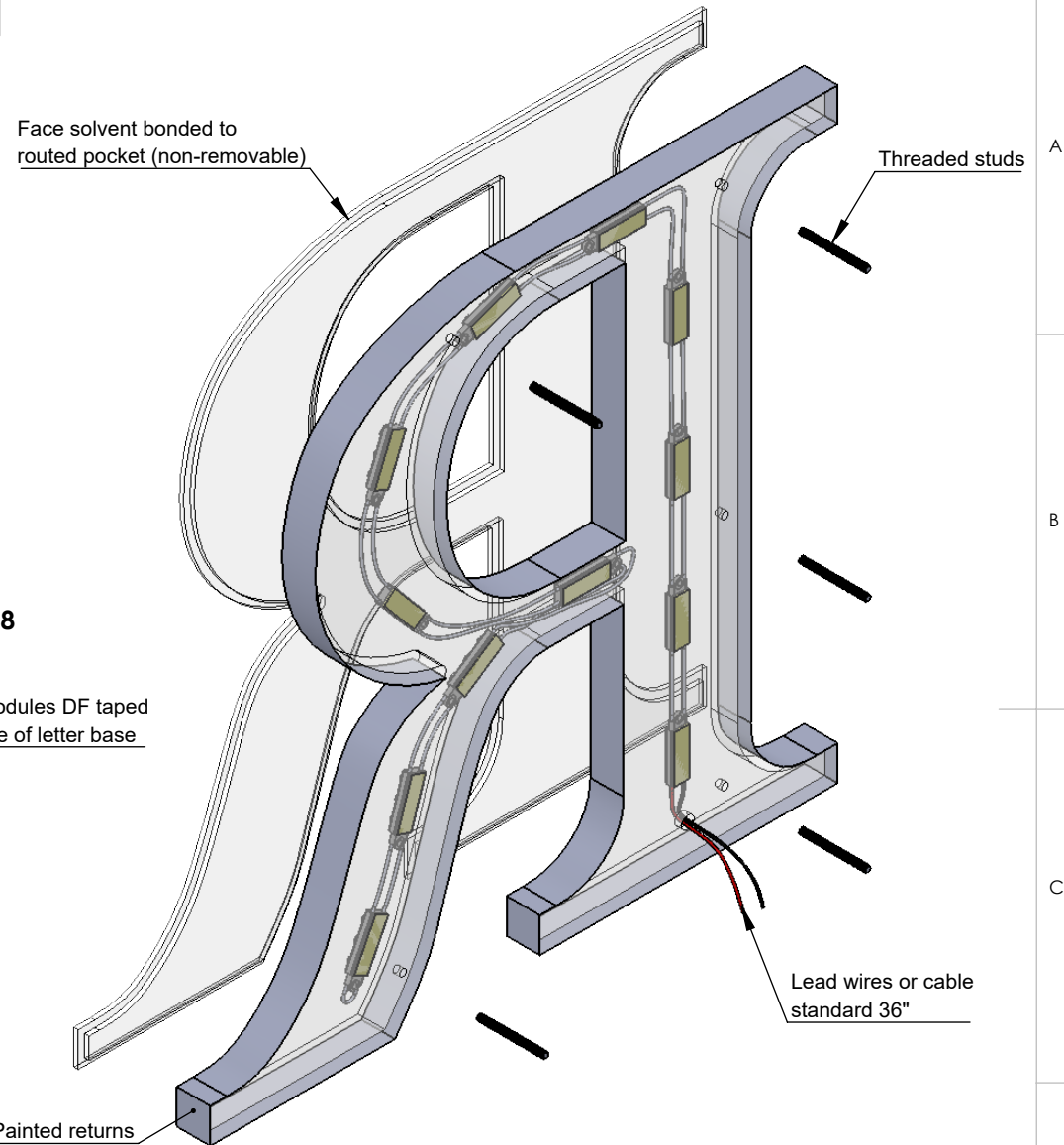


DETAIL DW SCALE 1 : 2



DETAIL DW SCALE 1 : 2

LED modules DF taped to inside of letter base



ISOMETRIC BACK VIEW II SCALE 1 : 4

NOTES:

- UL listed with sign section labels, LED's, lead wires/cables, and 12 VDC power supply
- 1 1/2" thick translucent or clear acrylic letter base with routed inside 1/8" - 1/4" sidewalls
- Precision cut face and halo lit acrylic letters
- 3/16" thick, translucent acrylic face inserts, solvent bonded to base (non-removable)
- Returns painted optional opaque colors
- Backs drilled and tapped to receive threaded aluminum 10-24 studs
- 8" - 24" high, 1" - 5" stroke
- LED's bonded to inside of letter base
- Designed for interior or exterior use



TITLE:

FACE AND HALO LIT LUXE LETTERS - STUD MOUNT

MATERIAL:

ACRYLIC

PRODUCT TYPE:

PLASTIC LETTERS

DWG NO. LUXE30

REV. 11/16/2016

SCALE: AS INDICATED

SHEET 1 OF 1