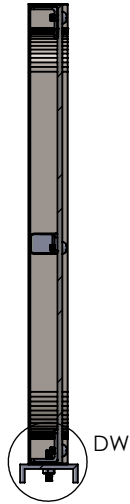
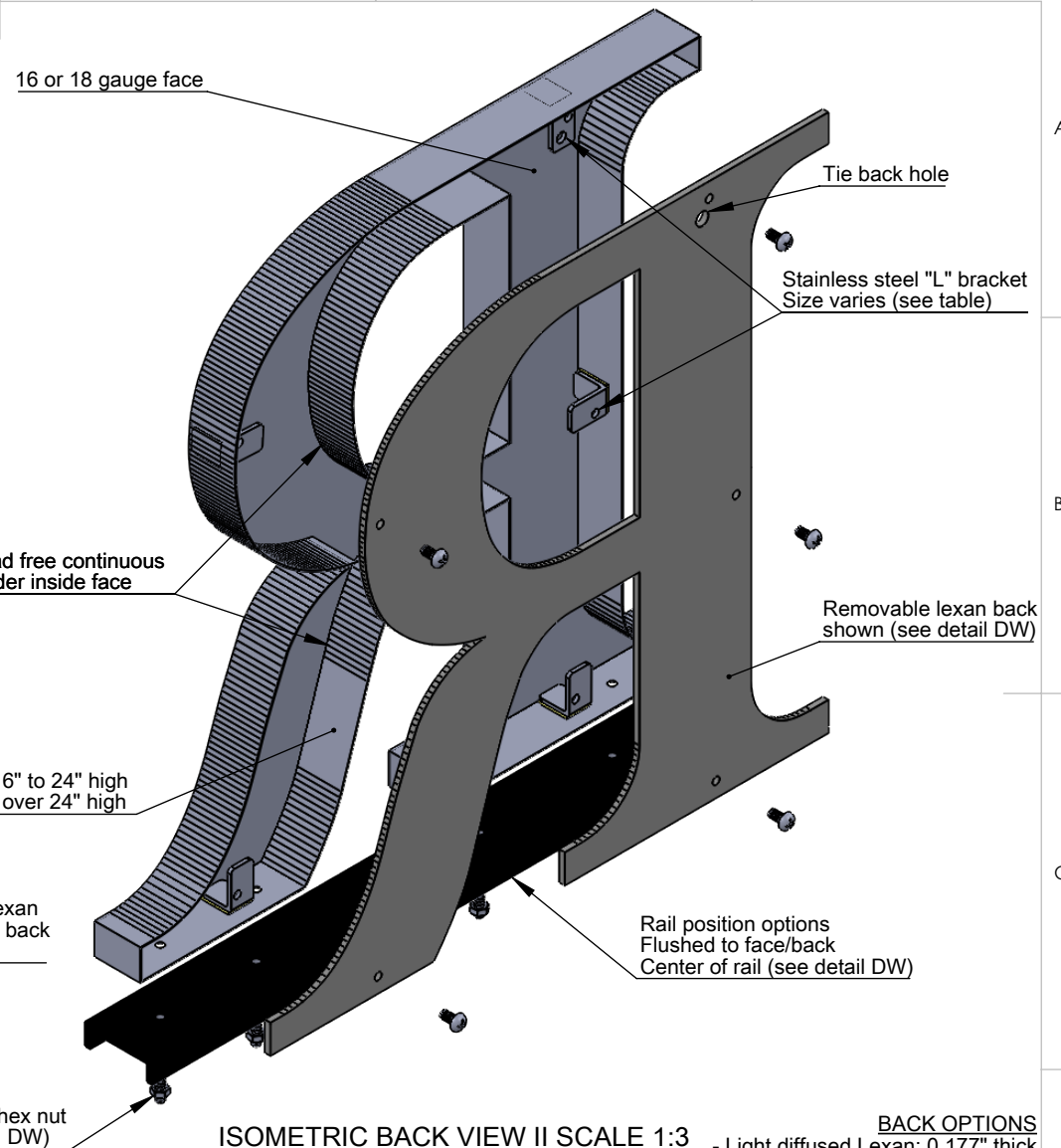


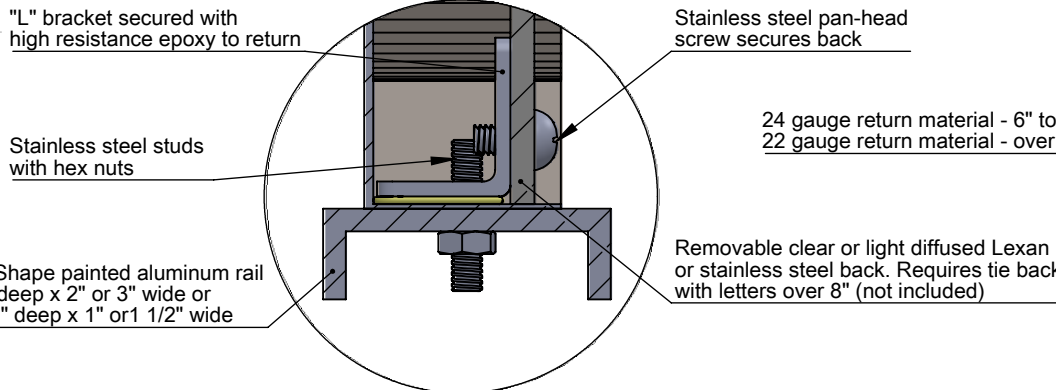
FRONT VIEW II SCALE 1:5



SECTION A-A II SCALE 1:5



ISOMETRIC BACK VIEW II SCALE 1:3



DETAIL DW II SCALE 1:1

- NOTES:**
- Metal back - panhead slightly recessed
 - Lexan back - flush stainless steel screw
 - Return grain will run around the perimeter of the letter

LETTER SIZE	MIN. DEPTH	STUD	BRACKET
up to 6"	0.6"	6/32	Small
over 6" to 24"	1.0"	10/24	Medium
over 24"	1.75"	1/4 - 20	Large

- MATERIAL OPTIONS**
- Standard - 304 prefinished stainless steel
 - Optional - 316 prefinished stainless steel (more corrosion resistant)
 - 304 prefinished stainless with titanium coating



TITLE: **METAL FACE WITH BACK - BOTTOM RAIL MOUNT**

MATERIAL: **STAINLESS STEEL** PRODUCT TYPE: **FABRICATED METAL**

DWG NO. FAB100 REV 11/07/18 SCALE: AS INDICATED SHEET 1 OF 1